WhereScape + Databricks: Automate Your Data Infrastructure and Analytics

Modern organizations generate and consume data at unprecedented scales. Managing this data deluge – from raw ingestion to actionable insights – is challenging without the right tools. Enter WhereScape and Databricks, two platforms that, when integrated, empower teams to automate complex data workflows and accelerate analytics.

This whitepaper explores how WhereScape's data automation complements Databricks' unified analytics platform to streamline data infrastructure for faster, smarter business outcomes.

We'll start with an overview of each platform in layman's terms, discuss why automation is crucial today, delve into key **use cases** (like **Data Vault automation**, **data governance** and **real-time analytics**), explain core Databricks concepts (Delta Lake, Unity Catalog, Medallion Architecture, Lakehouse, Delta Live Tables) and highlight the benefits for various stakeholders. Throughout, we'll provide **real-world examples, potential ROI** and a clear path to **get started**.

TABLE OF CONTENTS

02 **WhereScape + Databricks: Automating and Accelerating Data Infrastructure & Analytics**

04 **Overview of WhereScape and Databricks**

- a. WhereScape: Automating Data Workflows
- b. Databricks: Unified Analytics Platform

07 **The Importance of Automation in Modern Data Infrastructure**

10 **Key Use Cases for WhereScape + Databricks Integration**

- a. Automating Data Vault 2.0 Development
- b. Improving Data Governance and Security
- c. Enabling Real-Time and Advanced Analytics

21 **Understanding Key Databricks Concepts (and How WhereScape Leverages Them)**

- a. Delta Lake: Reliable Data Storage in Databricks
- b. Unity Catalog: Unified Governance and Metadata Management
- c. Medallion Architecture: Bronze, Silver, Gold Layers
- d. Lakehouse: The Unified Data Platform
- e. Delta Live Tables: Declarative Pipeline Management

34 **Benefits of WhereScape + Databricks for Different Stakeholders**

- a. For Data Engineers (and ETL Developers)
- b. For Data Architects (and Solution Architects)
- c. For Business Decision Makers (Executives & Managers)

41 **Real-World Examples and ROI Benefits**

45 **Conclusion and Next Steps**

OVERVIEW of WhereScape and Databricks

WhereScape and **Databricks** address complementary aspects of the data journey. Let's introduce each in simple terms before diving deeper into their technical capabilities.

WhereScape®

Automating Data Workflows

WhereScape is a **data automation platform** designed to eliminate tedious manual tasks in building data infrastructure. In essence, WhereScape provides tools to design, develop, deploy, and operate data systems (like data warehouses, data vaults, data lakes) much faster than traditional hand-coded approaches. It does this by using metadata-driven wizards and templates that automate code geaneration and documentation. The result is that data engineering teams can deliver complex projects in days or weeks instead of months or years (Idera, Inc. | About WhereScape Data Warehouse Automation). Organizations across the globe use WhereScape's products (e.g., WhereScape 3D for design, WhereScape RED for development, and Data Vault Express for vault automation) to **eliminate hand-coding** and other repetitive tasks in their data projects.

In non-technical terms, imagine building a house: WhereScape provides pre-made blueprints and power tools for your data "construction" so you don't have to cut every piece of wood by hand. This means IT teams of all sizes can **leverage automation to work faster and with fewer errors**, focusing on high-value analytics rather than writing boilerplate code.

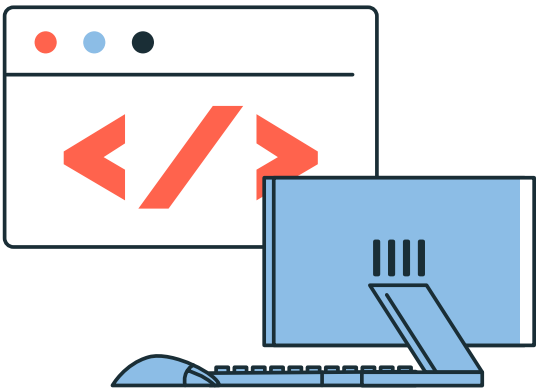

On a technical level, WhereScape automatically generates the necessary SQL/ETL code, manages data pipeline orchestration, and documents every step. It supports modern data modeling methodologies (like Data Vault 2.0 and dimensional models) and works

across different database or cloud platforms. By capturing all business logic in metadata, it ensures that any action is centrally documented and repeatable. In short, WhereScape serves as an "assembly line" for data infrastructure – speeding up development while enforcing best practices.

Unified Analytics Platform

Databricks is a cloud-based **unified data analytics and AI platform**. In simpler terms, it's an environment that lets data engineers, data scientists, and analysts work together on the same data, using a variety of tools, all in one place. **At its core, Databricks is built on Apache Spark**, a powerful engine for large-scale data processing (Supercharging Data Integration: The WhereScape and Databricks Advantage | WhereScape). This foundation allows Databricks to handle big data and fast data (streaming) seamlessly, making it ideal for analytics and machine learning on massive datasets.

From a business perspective, Databricks helps organizations **accelerate innovation by unifying data science with engineering and business teams** (What is the Databricks Unified Data Analytics Platform?). Teams can use Databricks to load and prepare data at massive scale, then analyze it using SQL or train machine learning models on it – all within the same platform. This unified approach means faster development cycles: data doesn't need to be shuffled between separate systems for ETL, analysis, and ML. For example, a data engineer can clean and join datasets in Databricks, and a data scientist can immediately use that data to build a predictive model, while an analyst runs SQL queries for BI – all on the **Databricks Lakehouse** (a single repository for all data types, explained later). Databricks also offers collaborative notebooks where multiple users can interact with code and data in real-time, enhancing team productivity.

On a technical level, **Databricks provides a managed environment for Spark** (so you don't have to worry about the underlying cluster complexity) and adds powerful features on top. It supports **multiple programming languag-**

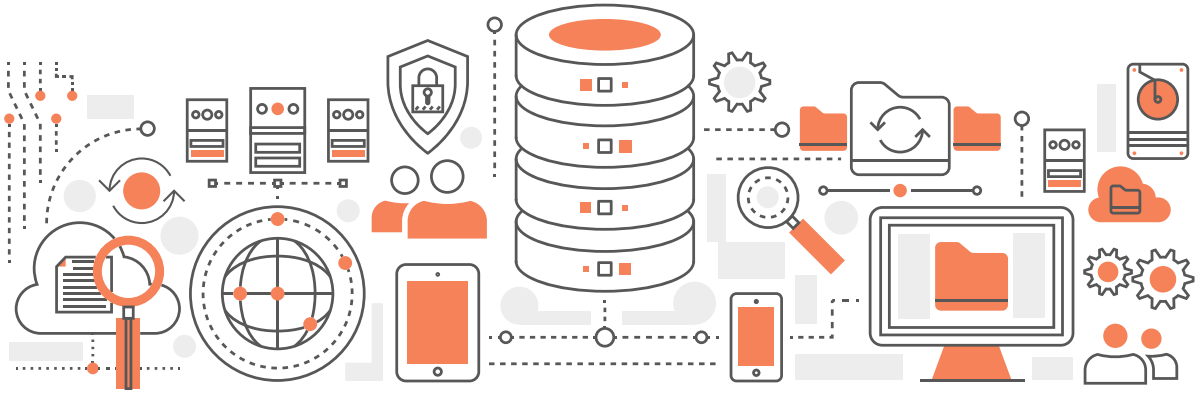

es (Python, SQL, R, Scala) in the same workspace, and it optimizes performance under the hood. It also implements a unique **Medallion Architecture (Bronze/Silver/Gold layers)** to organize data, **Delta Lake** technology for reliable data storage, and governance tools like **Unity**

Catalog to secure and catalog data assets. All these will be described in detail in a later section.

IN SUMMARY

WhereScape automates the creation of data pipelines and structures, while Databricks provides a robust platform to run those pipelines and perform advanced analytics. Used together, they allow organizations to design and deploy data infrastructure rapidly with WhereScape, and then execute and scale it on Databricks' powerful engine – combining the best of automation and analytics.

The Importance of Automation in Modern Data Infrastructure

In today's data-driven world, **speed and agility are paramount**. Organizations that can quickly transform raw data into insights have a competitive edge. However, traditional data infrastructure development can be slow and error-prone. **Manual coding of ETL pipelines**, coordination across disparate tools, and hand-offs between teams often result in long development cycles and brittle processes.

Consider a common scenario: a business needs a new data mart or analytics dashboard. Using conventional methods, data engineers might spend months writing and debugging code to extract data, transform it, load it into a warehouse, and document the process. If requirements change (which they inevitably do), significant rework might be needed. These delays frustrate business stakeholders and **slow down decision-making**.

Data automation addresses these pain points. By automating repetitive and error-prone tasks, teams can deliver results faster and with higher confidence in data accuracy. **WhereScape's automation** is a prime example – it has turned projects that took six months into something deliverable in a few days. In one real-world example, a process that was still incomplete after half a year of manual work was finished in just three days when WhereScape was introduced. Such drastic reductions in development time are game-changing for organizations trying to be agile.

Why is automation so effective in modern data infrastructure?

A FEW KEY REASONS:

Eliminating Hand Coding

Automation tools generate the boilerplate code (SQL, ETL scripts, etc.) for you. WhereScape, for instance, can produce **95% of the necessary code** automatically, following best practices (Accelerate Databricks Pipeline Deployment with Automation). This not only speeds up development but also ensures consistency and reduces human error.

Reducing Cycle Time

Automated workflows shorten the "develop-test-deploy" cycle. Changes can be made at a higher level (via metadata or visual design) and quickly propagated. This agility means data teams can iterate rapidly as business needs evolve.



Increasing Reliability

Automated processes are less prone to mistakes caused by oversight. When tasks like schema creation, data movement, or documentation are auto-generated, they are done the same way every time. This consistency leads to more reliable pipelines. As one expert noted, manually managed processes tend to be brittle and involve many hand-offs, whereas automation makes them far more

Scaling with Complexity

Modern data ecosystems involve complex interdependencies, multiple data sources, and the need for continuous updates. Automation handles this complexity behind the scenes. For example, WhereScape's dependency management and built-in scheduling ensure that data pipelines run in the correct order with proper dependencies, so that upstream changes ripple through correctly (Accelerate Databricks Pipeline Deployment with Automation) (Supercharging Data Integration: The WhereScape and Databricks Advantage | WhereScape).



Freeing Up Talent

Perhaps most importantly, automation frees data engineers and architects from grunt work. Instead of writing plumbing code or fixing pipeline errors, they can focus on higher-value tasks like data modeling, optimization, and working closely with business users. This not only improves job satisfaction but also multiplies the output of a limited pool of skilled data professionals.

Given these benefits, it's no surprise that automation in data infrastructure is becoming a **must-have rather than a luxury**. Organizations that harness automation can on-board new data sources faster, respond to regulatory changes more easily, and deliver new analytics capabilities to the business in a fraction of the time. In an era where data needs are continuously changing, the combination of automation and a flexible analytics platform provides the adaptability required to stay ahead.

WhereScape® + databricks

A POWERFUL DUO

It's worth noting that automation alone isn't enough – it needs to be paired with a scalable execution environment. This is where Databricks comes in. WhereScape can design and generate an entire data pipeline, and Databricks can execute that pipeline on a scalable Spark engine in the cloud. The integration means that once automation has done its job (designing and coding the workflows), the heavy lifting of running data transformations, handling large volumes, and serving results is handled by Databricks. This synergy dramatically **accelerates time-to-insight**, from the moment data is born to the moment it's consumed for analysis (Accelerate Databricks Pipeline Deployment with Automation).

IN SUMMARY

In summary, automating data infrastructure with tools like WhereScape is critically important to meet modern demands. It **streamlines development** (turning months into days), **reduces errors**, and **increases agility** in responding to new requirements. Combined with Databricks' powerful platform, automation ensures that even the most complex data architectures can be delivered and scaled with speed. The next sections will illustrate this through specific use cases and deeper technical concepts.



KEY USE CASES

for WhereScape + Databricks Integration

Integrating WhereScape automation with the Databricks platform opens up numerous possibilities. Here we highlight three key use cases that showcase the combined capabilities: **automating Data Vault 2.0** development, **improving data governance**, and **enabling real-time analytics**. Each use case will be introduced in approachable terms and then explored in greater technical depth.

Automating Data Vault 2.0 Development

Layman's terms: Data Vault 2.0 is a methodology for designing data warehouses that emphasizes flexibility and historical tracking. Think of it as a way to store every piece of data (and any changes to it) in a structured manner, so you always have a complete "vault" of your data history. It's great for long-term auditability and agility when your business questions change. However, building a Data Vault by hand is complex – it involves creating many tables (Hubs, Links, Satellites) and connecting them properly. This is where WhereScape shines: it automates the **Data Vault 2.0 modeling and coding** so you don't have to manually write all those table definitions and ETL scripts. Databricks, on the other hand, provides the scalable storage and processing power (via its Lakehouse) to host and query the Data Vault effectively. Together, WhereScape and Databricks make implementing Data Vault 2.0 much faster and easier than traditional methods.

Deeper insight: Data Vault 2.0 was designed to handle **rapidly changing data** and integration from multiple systems, all while preserving a full audit trail (Data Vault 2.0 | Data Vault Modeling - WhereScape). The architecture separates data into Hubs (core business keys like Customer, Product), Links (relationships or transactions, like an order linking a customer and product), and Satellites (contextual data or history, like customer attributes changes over time). This design is highly adaptable but requires **a lot of boilerplate work** to set up in a database.

WhereScape's **Data Vault Express (DVE)** automates the entire lifecycle of Data Vault 2.0. It can **automatically create hubs, links, and satellites** based on your source system schemas (Data Vault Express | Data Vault 2.0 Automation | WhereScape). Using intuitive wizards, templates, and best-practice patterns, WhereScape DVE generates the necessary tables and loading code, drastically reducing the expertise and effort needed to implement a

vault. In fact, WhereScape allows teams to **build a Data Vault without deep technical expertise** by guiding users through the process step by step (Data Vault Express | Data Vault 2.0 Automation | WhereScape). It accelerates data vault projects by handling the heavy lifting: ***"Automate modeling, simplify changes, and deliver trustworthy insights at top speed"*** is the DVE mantra (Data Vault Express | Data Vault 2.0 Automation | WhereScape).

Now, consider Databricks as the execution environment for this Data Vault. Databricks' **Medallion Architecture** (Bronze, Silver, Gold layers) aligns naturally with Data Vault concepts. Here's how they correspond:



Bronze layer

(raw data) in Databricks can store the staging data as it comes from sources, similar to how you'd stage data before loading into a Data Vault hub. It keeps data in its original form for record-keeping.



Silver layer

in Databricks is for refined data – this maps well to the **Raw Vault** (the core Data Vault structures of hubs, links, satellites). WhereScape can load the Data Vault tables into this silver zone, preserving history and applying vault modeling rules. Kevin Marshbank, a Data Vault expert, noted that ***"the silver layer [in Databricks] corresponds to the refined data in the raw vault"***.



Gold layer

in Databricks holds business-ready, aggregated or denormalized data. This is analogous to the **Business Vault or information marts** built on top of the raw vault. It's where data from the vault is organized for direct use in analytics or AI. The gold layer can contain derived tables or views that present a user-friendly version of the data vault content for reporting.

By using WhereScape to automate the creation of the Data Vault in the silver layer, and then leveraging Databricks to further refine vault data into gold layer insights, organizations get the best of both worlds: **agility and governance from Data Vault 2.0, and performance and scalability from Databricks**.

Moreover, **WhereScape's automation drastically speeds up Data Vault projects**. It's not just theory – many teams have seen time savings of over 60-70% in development time. For instance, WhereScape can **generate all the code required** to instantiate and populate a Data Vault, which means what used to take months of SQL coding can be done in a matter of days (or even hours once the model is defined) (Data Vault Automation - WhereScape). This means quicker turnaround for new analytics initiatives and the ability to respond faster to new data sources or changing business rules.

To summarize, automating Data Vault 2.0 with WhereScape + Databricks allows:

Faster implementation

Automated creation of vault structures (hubs, links, satellites) and ETL logic in WhereScape speeds up development significantly.

Consistency and best practices

Templates ensure the vault is built correctly and consistently (no variation in naming, data types, etc.), following Data Vault 2.0 standards.

Scalability

Databricks provides a scalable Lakehouse where the vault lives, so it can handle huge volumes of historical data with strong performance.

Historical and audit capabiliaties

The combination ensures that all data changes are captured and stored (due to the vault design) and can be analyzed or rolled back if needed. Databricks' storage (Delta Lake) further supports this with features like **time travel** (historical data snapshots, discussed later).

Easy downstream use

Once the vault is in place (silver layer), it's straightforward to create gold-layer data products (like star schema data marts or machine learning features) using Databricks. WhereScape can even automate parts of that transformation, or orchestrate the pipelines.

This use case is particularly relevant for organizations in regulated industries (finance, healthcare, government) where auditability is critical, or any company that anticipates a lot of change in its data systems over time. The **WhereScape + Databricks integration effectively turns Data Vault 2.0 into a practical, efficient strategy** rather than a theoretically ideal but hard-to-execute one.

Improving Data Governance and Security

Layman's terms: **Data governance** is about ensuring that the right people have access to the right data (and only the right data), and that you can trust the data's quality and origin. It includes things like securing sensitive information, tracking where data came from, and documenting how data has been transformed. In simple terms, it answers questions like: *"Who can see this data?"*, *"Where did this number come from?"*, and *"Is our data handled in compliance with regulations?"*. Improving data governance means putting in place tools and processes so these questions are easy to answer.

With WhereScape and Databricks together, governance becomes easier in two ways:

1. **Centralized control and cataloging (via Databricks Unity Catalog)** – This provides a single place to define access permissions, track data lineage (how data flows and changes), and catalog all data assets.

2. **Automated documentation and lineage (via WhereScape)** – Because WhereScape captures every step of the data pipeline in its metadata, it produces up-to-date documentation and lineage as a byproduct of development, without extra effort.

In short, Databricks ensures that at runtime and storage time the data is secure and cataloged, while WhereScape ensures that the *process* of creating and changing data pipelines is fully documented. Together they significantly improve an organization's ability to govern its data.

Deeper insight

Modern analytics platforms often struggle with governance when data is spread across multiple systems. Databricks Unity Catalog is a solution to this problem. Unity Catalog is described as a "unified governance solution for all data and AI assets on Databricks" (What is Unity Catalog? | Databricks Documentation). It centralizes access control, auditing, lineage, and data discovery across the Databricks environment. Concretely, Unity Catalog provides a single interface to manage who can read or write to certain data (down to tables, views, or even columns), and it automatically keeps an audit log of who did what. It also tracks data lineage, meaning if a dashboard is showing a metric, Unity Catalog can help trace back which source data and processing steps contributed to that metric. This is vital for trust and compliance – if an analyst finds an anomaly, data engineers can quickly see which pipeline might have caused it. Or if a regulation requires knowing how personal data flows through systems, lineage answers that.

WhereScape complements this by ensuring that the **entire data pipeline is documented as it's built**. Every transformation, business rule, and data movement defined in WhereScape is stored as metadata. As a result, **any action taken with WhereScape is fully documented**, eliminating the need for separate manual documentation (Supercharging Data Integration: The WhereScape and Databricks Advantage | WhereScape). For data governance, this means you have an always-updated map of your data pipelines. When combined with Unity Catalog's runtime tracking, you get end-to-end visibility: design-time lineage from WhereScape (what *should* happen) and runtime lineage from Unity Catalog (what *did* happen). Both are automated.

Another aspect of governance is **data quality and consistency**. Databricks' medallion (multi-hop) architecture inherently enforces stages of data refinement (raw → cleaned → curated), which acts as a quality filter. WhereScape can embed data quality checks and business rules into the pipelines it generates. By automating these checks, it ensures that issues are caught early or even prevented (for instance, WhereScape can generate code to reject or flag records that don't meet certain criteria). This ensures that by the time data reaches the Gold layer, it's trustworthy.

Security is also a part of governance. Unity Catalog provides a *"define once, secure everywhere"* model (What is Unity Catalog? | Databricks Documentation) – meaning you can set up permissions one time and have them apply across all your Databricks workspaces and data products. This is particularly useful when multiple teams or departments are using Databricks; a centralized catalog prevents the proliferation of inconsistent access controls. With Unity Catalog recently being open-sourced by Databricks, it's expected to become an industry standard for data governance (Data + AI Summit 2024: Key Takeaways and Innovations | WhereScape), which makes investments in this area future-proof.

Let's illustrate how a governed setup might look with WhereScape + Databricks:

Central Policy Management

A data governance team uses Unity Catalog to create a catalog of all data sources and tables in the lakehouse. They define which user roles can access customer data, for example, and ensure compliance with regulations (like GDPR) by restricting access to personal identifiable information. Unity Catalog's **audit logs** record every access attempt (What is Unity Catalog? | Databricks Documentation).

Automated Pipeline Governance

Meanwhile, data engineers use WhereScape to build pipelines that move data from raw sources to analytical tables. As they build, WhereScape documents each transformation. Three months later, if someone asks "how does data get into this reporting table?", you can inspect WhereScape's metadata or documentation output to see the exact source tables and transformations, which is essentially a **data lineage document**. This pairs with Unity Catalog's lineage, which would confirm that, say, Table A was created by Notebook X on a schedule, reading from Table B and C (Unity Catalog can capture this kind of runtime lineage across languages (What is Unity Catalog? | Databricks Documentation).

Consistent Definitions

Governance also means having consistent business definitions. WhereScape's metadata-driven approach means if you define a calculation (like "revenue = price * quantity") in one place, you can reuse it and be sure it's consistent across pipelines. Unity Catalog's ability to tag and search data assets (What is Unity Catalog? | Databricks Documentation) can also help ensure people are using approved, certified datasets rather than creating rogue spreadsheets.

By **improving data governance**, organizations benefit through increased trust in data (users know data is accurate and traceable), easier compliance (audit trails are readily available), and stronger security (sensitive data is protected by design). The combined WhereScape + Databricks solution is particularly attractive because it doesn't force these benefits to come at the cost of agility. Everything is built-in: *governance is an enabler, not a hindrance*. Developers don't need to do extra work to produce documentation or lineage – it's a side-effect of using WhereScape. Administrators don't have to manage dozens of siloed permission systems – Unity Catalog gives one unified interface.

IN SUMMARY

WhereScape and Databricks together elevate data governance by:

- Centralizing and simplifying access control and audit (thanks to Unity Catalog) (What is Unity Catalog? | Databricks Documentation).
- Automatically documenting data flows and transformations (thanks to WhereScape's metadata-driven development) (Supercharging Data Integration: The WhereScape and Databricks Advantage | WhereScape).
- Ensuring data quality and consistency through automated checks and a layered architecture.
- Making it easier to discover and catalog data (through Unity Catalog's search and tag features, and WhereScape's documentation).

This means both technical teams and business stakeholders can have greater confidence in the data – an often intangible but crucial benefit that can determine the success of analytics initiatives.

Enabling Real-Time and Advanced Analytics

Layman's terms: We live in a world where having up-to-date information is incredibly valuable.
Real-time analytics refers to the ability to analyze data almost as soon as it's generated – for example, detecting fraud as transactions happen, or updating inventory as sales are made. Traditional data warehouses were batch-oriented (data might refresh once a day), but modern demands require faster, sometimes continuous, data updates. Enabling real-time analytics means setting up data pipelines that can handle streaming data (data that comes in constantly, like sensor readings or website clicks) and making sure the analytics (dashboards, machine learning models, etc.) reflect the latest data with minimal lag.

Deeper insight:

Enabling real-time analytics involves a few components:

- Data ingestion that can capture continuous streams (like Kafka events, IoT sensor feeds, etc.).
- Processing frameworks that can handle streaming data (doing computations on the fly, or micro-batches).
- An architecture that allows incremental updates to analytic data stores without full reloads.
- Tools to monitor and maintain these always-on pipelines.

Databricks is well-suited for real-time analytics because it can handle **both batch and streaming data on one platform**, especially with a feature called **Delta Live Tables** (which we'll explain shortly). WhereScape complements this by automating the creation and management of these streaming pipelines, just as it does for batch ETL. In simple terms, Databricks provides the highways for fast-moving data, and WhereScape helps build and control the vehicles on those highways.

Databricks Delta Live Tables (DLT) is a recently introduced framework designed to **simplify building reliable streaming (and batch) data pipelines**. It's a declarative pipeline framework, meaning you define *what* you want done (transformations, aggregations, etc.) on incoming data, and the platform figures out *how* to do it continuously and efficiently (Supercharging Data Integration: The WhereScape and Databricks Advantage | WhereScape). Delta Live Tables integrates with Databricks' Delta Lake storage to automatically manage state, recover from errors, and ensure consistency in streaming scenarios (Supercharging Data Integration: The WhereScape and Databricks Advantage | WhereScape). For example, you can declare a table as a live table that should be updated whenever new data arrives in the source, and DLT will handle the scheduling and incremental processing under the hood.

An illustrative diagram of Delta Live Tables in action shows data flowing through **Bronze, Silver, Gold zones**, with continuous or scheduled ingestion at one end and BI/AI consumers at the other (Supercharging Data Integration: The WhereScape and Databricks Advantage | WhereScape). In this diagram, the Bronze zone ingests raw data continuously, the Silver zone applies transformations and cleansing (data quality enforcement), and the Gold zone generates business-level aggregates or facts. DLT manages things like **error handling, monitoring, and quality checks** at each stage (as indicated by icons for automatic recovery, observability, etc. in the image). This kind of automated pipeline means even complex streaming workflows can be created with less code and maintained more easily.

(Supercharging Data Integration: The WhereScape and Databricks Advantage | WhereScape) *A high-level view of a Databricks Delta Live Tables pipeline, moving data through Bronze (raw ingest), Silver (transformed), and Gold (aggregated) layers for continuous analytics. Delta Live Tables handles continuous batch or stream processing, error recovery, data quality, and pipeline orchestration automatically (simplifying real-time data workflows)*

WhereScape's role in enabling real-time analytics is to configure and deploy these pipelines without extensive manual coding. For instance, **WhereScape RED** (the automation tool) can generate Spark streaming job code or orchestrate DLT pipelines as part of its automation capabilities (Databricks Pipelines Automation | Data Lakehouses - WhereScape). Because WhereScape is platform-agnostic, it can trigger or call Databricks notebook jobs, including those running Delta Live Tables, as part of an end-to-end workflow. This means a data engineer could use WhereScape's GUI to specify "take this streaming source, apply these transformations, and load into this Delta table", and WhereScape would handle generating the appropriate Python/SQL code for DLT or Spark Structured Streaming, deploy it to Databricks, and even schedule it.

Real-time analytics use cases span many domains:

- In finance, streaming pipelines can detect fraudulent transactions within seconds.
- In retail, real-time inventory levels and recommendation engines respond to current customer behavior.
- In manufacturing or IoT, sensor data is analyzed in real-time to predict equipment failures before t hey happen (predictive maintenance).
- In web analytics, user clickstreams are processed in real-time to personalize content or monitor trends

Databricks has the performance and scalability to handle these (with features like **Photon engine** to optimize streaming jobs, or auto-scaling clusters to meet bursty data loads). What's crucial is reliability – a streaming pipeline that fails unnoticed can be worse than none at all. Delta Live Tables brings built-in reliability (like automatic error handling and the ability to **automatically recover** or rerun from checkpoints, and WhereScape adds another layer of reliability by reducing human error in pipeline creation and by providing monitoring hooks.

It's also worth mentioning that **real-time doesn't always mean streaming** – sometimes it's about low-latency frequent batch. Databricks supports both modes: you could have micro-batches running every few minutes. WhereScape can schedule and manage these as well. The result is an architecture where **data is continuously flowing** from sources to insights, with minimal manual intervention.

By enabling real-time (or near real-time) analytics, businesses stand to gain:

Up-to-the-minute insights: Decision makers aren't looking at yesterday's data; they're seeing what's happening right now. This can be crucial for operational decisions (like rerouting shipments if a supply chain issue is detected in real-time).

Improved customer experience: For example, detecting a customer's action on a website and responding immediately (with a personalized offer or alert) can increase engagement.

Reduced risk: In domains like security or fraud, every second counts. Automated, fast pipelines can catch issues that would be too late if waiting for a daily batch.

Foundation for AI/ML: Streaming or real-time data can feed machine learning models continuously, enabling adaptive learning and more accurate predictions. Databricks, being an AI platform as well, allows data scientists to train models on streaming data or apply models in real-time (with MLflow or other tools integrated).

From a technical stakeholder perspective, combining WhereScape and Databricks for real-time needs means you **don't have to reinvent pipeline management for streaming data**. The same automation approach used for batch ETL can be applied to streaming ETL (sometimes called ELT in modern parlance since transformations happen in the lake). This unified approach simplifies the ecosystem.

In conclusion, **WhereScape + Databricks enables real-time analytics by blending robust streaming technology with automation**. Databricks provides the engines and framework (like Delta Live Tables) to handle continuous data, and WhereScape ensures these engines are utilized to their fullest without requiring armies of coders. Companies can start small (maybe a single real-time use case) and trust that the solution will scale to many pipelines, because automation will keep things efficient and standardized as they grow.

Understanding Key Databricks Concepts

(and How WhereScape Leverages Them)

To fully appreciate the combined power of WhereScape and Databricks, it's important to understand several key Databricks concepts and technologies. These include **Delta Lake, Unity Catalog, Medallion Architecture, the Lakehouse paradigm, and Delta Live Tables** (some of which we've touched on). We will explain each concept in approachable terms and highlight how they relate to automation and integration with WhereScape. If you're already familiar with these, feel free to skim – but for completeness, these explanations ensure all readers have the context needed.

Delta Lake: Reliable Data Storage in Databricks

In simple terms, **Delta Lake** is an improved way of storing data in a data lake. Traditional data lakes (e.g., storing files on cloud storage) had reliability issues – data could get overwritten, no easy way to handle transactions, and difficulty managing versions of data. Delta Lake adds a storage **layer that brings the reliability features of a database (like ACID transactions) to a data lake**.

Think of Delta Lake as a smart folder that keeps track of all changes to data. If someone writes new records or updates some data, Delta Lake ensures those operations are Atomic, Consistent, Isolated, Durable (ACID) – meaning partially written or conflicting data won't corrupt the dataset. It also means you can reliably append data in streaming or batch fashion without locking issues. Additionally, Delta Lake automatically keeps a transaction log, so you can query older versions of your data – a feature known as time travel. Time travel is incredibly useful for debugging (e.g., "What did our data look like before last night's load?") and for reproducibility ("Let's run last month's report on the data as it existed at month-end.").

From a technical standpoint, Delta Lake stores data in Parquet format under the hood, plus transaction logs (JSON text) that track changes. This design allows **schema enforcement** – if your pipeline accidentally tries to write a column that's not in the schema, Delta Lake can block it or alert you, which prevents bad data from sneaking in (Supercharging Data Integration: The WhereScape and Databricks Advantage | WhereScape). It also supports **schema evolution** when you intentionally add new columns, which can be done in a controlled way.

For WhereScape users, what's important is that **Delta Lake provides a dependable target and source for pipelines**. WhereScape can generate code targeting Delta Lake tables, benefiting from ACID transactions to ensure each step is reliable. For example, if WhereScape automates a load into a Delta table and something fails halfway,

Delta Lake can roll back that partial transaction, so the pipeline can be retried safely – no half-loaded state. Also, because Delta Lake supports time travel, a WhereScape-generated process could automatically leverage that for auditing (e.g., verifying that yesterday's data didn't change unexpectedly today).

WhereScape's automation combined with Delta Lake's reliability means even complex pipelines (with many dependencies and incremental loads) can be trusted to produce correct results consistently. It removes a lot of the headaches around concurrency and data corruption that one would otherwise have to code around.

IN SUMMARY

Delta Lake is what makes **Databricks' storage "enterprise-grade"**. It brings:

- **Reliability:** ACID transactions ensure consistency.
- **Performance:** It indexes data and manages metadata for fast queries (this is behind the scenes – Databricks uses these features to optimize queries).
- **Versioning:** Time-travel and version control for data.
- **Flexibility:** Open source and compatible with Apache Spark and SQL, so you can access Delta tables from various tools if needed.

By using WhereScape to automate pipelines on Delta Lake, you ensure each pipeline run is safe (thanks to transactions) and trackable (thanks to time travel and metadata). This combination underpins many of the benefits mentioned in earlier sections, like reliable Data Vault loads and real-time pipeline integrity.

Unity Catalog: Unified Governance and Metadata Management

Unity Catalog is Databricks' answer to a critical question: *"How do we govern and organize all our data (and AI) assets across an entire organization?"* We introduced Unity Catalog in the governance use case, but let's break it down further. Unity Catalog provides a **centralized governance layer** for data in Databricks (What is Unity Catalog? | Databricks Documentation). Concretely, it offers:

Central Access Control

Define user and group permissions on data objects (like who can read a table, who can create a database, etc.) in one place, and have those rules apply everywhere.

Auditing

Automatic logging of data access for compliance and security monitoring (What is Unity Catalog? | Databricks Documentation).

Data Lineage

Tracking the flow of data from source to destination across Databricks jobs (What is Unity Catalog? | Databricks Documentation).

Discovery and Cataloging

A way to organize data assets into a hierarchy of Catalog > Schema > Tables, and the ability to attach metadata like tags or descriptions to these assets, making it easier for users to find the data they need.

To illustrate, imagine Unity Catalog as a library catalog for all your data. It not only lists what books (datasets) you have and where to find them, but also who is allowed to read each book, and it keeps a log each time a book is read or copied.

For organizations, this is a big step up from managing permissions ad-hoc on files or siloed databases. If a new regulation requires removing access to a certain data column, you can do that in one place in Unity Catalog. If a new data scientist joins, giving them access to relevant datasets is a one-stop action.

How does this integrate with WhereScape? When WhereScape automates the creation of tables and views in Databricks (for instance, building out the Bronze/Silver/Gold layers), those objects are registered in Unity Catalog. WhereScape can be configured to use Unity Catalog as the central metastore, meaning everything it creates is cataloged in the Unity metastore. This way, all data assets that WhereScape creates inherit the governance policies set in Unity Catalog.

From a usage perspective:

- A **Data Engineer** using WhereScape doesn't have to manually worry about setting permissions on each new table; if the Unity Catalog has a policy that "all tables in schema X are visible to analytics team," then any table WhereScape creates in that schema is automatically governed by that policy.
- A **Data Steward or Governance Officer** can see the lineage of a table produced by a WhereScape pipeline: Unity Catalog might show that "Table Y (gold layer) is produced by a job that reads Table X (silver layer) and Table W (silver layer)". Cross-referencing that with WhereScape's documentation would give a full picture of that pipeline.
- **Collaboration** is improved too: Unity Catalog's search and tags help someone find if a "Customer" table already exists (perhaps built by another team's pipeline), preventing duplication and encouraging reuse. WhereScape's metadata could auto-populate some descriptions, which a user in Unity Catalog's interface can see.

For **security**, Unity Catalog ensures that even if multiple Databricks workspaces or projects exist, they all refer back to centralized permissions. It has a **"Secure once, use everywhere"** approach (What is Unity Catalog? | Databricks Documentation). This is particularly important in large enterprises where different teams might be spinning up Databricks environments; Unity Catalog prevents them from inadvertently bypassing security (since it's at the account/organization level).

To sum up Unity Catalog: It's about **governance at scale**. As your Databricks usage grows (more data, more users, more projects), Unity Catalog keeps things organized, secure, and discoverable. When integrated with WhereScape, it means the automated pipelines produce outputs that are immediately visible and controlled under that governance umbrella.

From a future perspective, Unity Catalog being open-sourced signals that it might integrate with other systems too, or at least that the concepts may become standard across platforms (Data + AI Summit 2024: Key Takeaways and Innovations | WhereScape). So building your data architecture with Unity Catalog in mind (and thus with governance in mind from day one) is a future-proof choice.

MEDALLION ARCHITECTURE

Bronze, Silver, Gold Layers



We've mentioned the **Medallion Architecture** multiple times – it's a core design pattern in Databricks that structures data pipelines into layers of increasing data quality.

Let's explain it clearly:

Bronze Layer

RAW

This is where you land all your raw data, without too many changes. It often mirrors the source systems or just adds minimal structure (like ingest time or source labels). The idea is to have a faithful copy of what you received, which can be useful for reprocessing or auditing. In Bronze, data might still be messy, duplicate, or not yet validated.

Silver Layer

REFINED

This is where data is cleaned, deduplicated, and conformed. That could mean things like removing corrupt records, standardizing formats (dates, currencies), integrating multiple sources (joining data from different systems), and applying business logic to create an "enterprise view". In a Silver layer, for example, you might take raw log files and filter out only the relevant events, or join customer data with reference tables to get a comprehensive view. It's typically the layer that a data warehouse model (like Data Vault or dimensional models) is built in, as it's the single source of truth for clean data

Gold Layer

CURATED

This layer contains data that is ready for consumption by end users or downstream systems. Often it's aggregated or reorganized for specific use cases: e.g., a Gold table might be a fact table for sales with all necessary dimensions, or a table ready for a dashboard (with calculated metrics). Gold layer data should be high quality, business-friendly, and performance-optimized for queries. It might also include machine learning features ready for model training, or any output that is the final product of the pipeline.

Why the term *"Medallion"*? It's just an analogy (bronze, silver, gold medals) to imply increasing value. Databricks uses this as a guiding pattern, but it's not a rigid requirement – it's flexible to your needs (sometimes there's even mention of a **Platinum** layer for fully dashboard-specific tables, or subdividing layers).

The **medallion approach improves data quality and organization at each step** (Supercharging Data Integration: The WhereScape and Databricks Advantage | WhereScape). Instead of dumping data straight from source to report, you thoughtfully stage it:

- In Bronze, you solve the "getting data in the lake" problem.
- In Silver, you solve the "making data accurate and integrated" problem.
- In Gold, you solve the "making data useful and fast for end-user queries" problem.

WhereScape readily supports and benefits from this architecture. For one, WhereScape can automate the flows between these layers:

- It can load Bronze from sources (perhaps using generated ingestion scripts or integration connectors).
- It can create the Silver transformations (for instance, generating the code to create a Data Vault hub and satellite from Bronze raw data, which effectively is a Bronze → Silver transformation).
- It can build Gold aggregates or star schemas from Silver (e.g., generating a dimensional model's fact table from a normalized vault in Silver).

Because WhereScape is metadata-driven, if you define your Bronze-to-Silver rules (like how to cleanse and join data), it can systematically apply them. It ensures that each layer's creation is **repeatable and documented** – you can always trace which Bronze data ended up in which Silver table via WhereScape's lineage, matching the concept of progressive refinement.

Moreover, if you consider the medallion layers in the context of **Data Vault 2.0**, as earlier, there's a natural mapping: Bronze = staging, Silver = Data Vault (raw vault), Gold = information marts. WhereScape's automation was actually highlighted by experts as aligning well with medallion architecture, which means teams adopting this architecture can accelerate their implementation using WhereScape.From Databricks' perspective, the medallion architecture is not enforced by software but by convention and design. However, features like Delta Lake and Delta Live Tables are built with this layering in mind (for example, Delta Live Tables allows you to define a series of tables and views that could correspond to bronze/silver/gold, and it will materialize them in order).

Unity Catalog's object hierarchy (Catalog > Schema > Table) could be used to separate layers as well, e.g., having

schemas named “bronze”, “silver”, “gold” to clearly delineate.

The benefit of articulating your design in bronze-silver-gold terms is clarity: Each layer has a purpose, and different teams might interact with different layers (data engineers manage Bronze/Silver, analysts and data scientists use Gold, etc.). Also, if something goes wrong or data looks off, you can drill down: Is it an issue in Gold (maybe a calculation) or did it come from Silver (maybe source data issue) or even Bronze (ingestion issue)? This layered approach simplifies troubleshooting and maintenance.

IN SUMMARY

Medallion Architecture is a key concept in Databricks that encourages *structured, high-quality data pipelines*. WhereScape, by automating pipeline creation, ensures that such an architecture is not only designed properly but also quickly built and easy to maintain. The combination means you can adopt best practices (like medallion) without excessive effort, leading to more reliable analytics.

LAKEHOUSE:

The Unified Data Platform



The term **Lakehouse** may have been mentioned a few times. It's a concept pioneered (and popularized) by Databricks that essentially combines elements of a data lake and a data warehouse into a single platform.

Let's break down what that means.

Traditionally, a **data lake** (on platforms like Hadoop HDFS or cloud storage) is great for storing vast amounts of raw data inexpensively, in its native formats. A **data warehouse** (like Teradata, Snowflake, or others) is great for structured data and fast SQL analytics, but typically less flexible about unstructured data and can be expensive for huge volumes. Organizations often ended up with both – a lake for raw and big data, and warehouses or marts for refined data and BI queries. This introduced complexity: multiple copies of data, integration overhead, and governance challenges.

A **Data Lakehouse** aims to be one platform for all data: it **stores data in a data lake format (files on cheap storage) but with data warehouse-like management and performance** (What is a Data Lakehouse? | Databricks). Databricks' Lakehouse, enabled by Delta Lake, allows you to do BI-style analytics (e.g., SQL aggregations) directly on the data in the lake, as if it were a warehouse. It also allows machine learning and data science on the same data, without needing to move it. In effect, the Lakehouse combines the **flexibility, scalability, and cost-efficiency of a data lake with the ACID transactions and schema enforcement of a data warehouse.**

Key characteristics of a Lakehouse:

1 Unified storage

All your data (structured, semi-structured, unstructured) lives in one repository (e.g., parquet/Delta files on cloud object storage) instead of splitting into a lake and a warehouse.

2 Open formats:

The data is stored in open file formats (like Parquet, Delta), not proprietary binary formats, so you avoid vendor lock-in and can use a variety of tools.

3 SQL performance

Through technologies like Delta Engine/Photon and caching, the Lakehouse is fast enough for BI queries that normally would need a separate warehouse. In fact, Databricks has optimized its SQL execution to be competitive with traditional warehouses.

4 Governance and reliability

Features like Delta Lake (ACID) and Unity Catalog (governance) fill the gaps that historically made data lakes less reliable than warehouses. This means the Lakehouse can be the **source of truth** for analytics.

5 Support for BI and AI

business intelligence dashboards and machine learning workflows, which streamlines data engineering (no need to create duplicate ETL for a separate ML pipeline – they tap into the same Delta tables).

In practical terms, adopting a Lakehouse architecture can simplify your data infrastructure by reducing the number of systems and data copies. For example, instead of ETLing data from a lake into a warehouse for reporting (and having that lag and duplicate cost), you keep it in the lakehouse and use Databricks SQL for reporting queries.

WhereScape fits into the Lakehouse paradigm by **automating the construction and maintenance of the Lakehouse data structures**. If we consider the medallion layers on a Lakehouse, WhereScape can

orchestrate the whole flow within the Lakehouse: from landing raw files (Bronze Delta tables), to building cleaned datasets (Silver Delta tables), to populating analytics-ready tables (Gold Delta tables). Throughout this, the data never leaves the Lakehouse – it's an end-to-end pipeline on one platform.

An analogy: if the Lakehouse is the modern "factory" for data (with raw materials coming in and finished goods going out, all under one roof), then WhereScape is the **automation of the assembly line within that factory**. It ensures each machine (Delta Lake, Spark processing, etc.) in the factory is configured correctly and works in concert, without needing manual tuning for each part.

Databricks often touts that Lakehouse architecture offers **simplicity, flexibility, and low cost** as key benefits (What is a Data Lakehouse? | Databricks). From a cost perspective, it's simpler because you're not paying to store data twice (in a lake and a warehouse), and you're not incurring the cost of complex integrations. Flexibility comes from supporting multiple workloads (SQL, streaming, ML) in one place. WhereScape adds to these benefits by reducing the labor cost and time cost of building the Lakehouse. It's one thing to have a powerful Lakehouse platform; it's another to get your enterprise's data neatly organized in it. Automation tools like WhereScape shorten the time to value – your Lakehouse can be populated and useful in weeks rather than a year-long migration project, for instance.

Finally, it's worth noting that the Lakehouse concept is gaining industry traction beyond just Databricks. The idea of *"one platform to rule them all"* for data is appealing, and others are adopting similar strategies. But Databricks is currently a leader in this space with a mature product. By aligning WhereScape with Databricks, you're essentially aligning with the Lakehouse vision – and doing so efficiently.

Delta Live Tables: Declarative Pipeline Management

We already discussed **Delta Live Tables (DLT)** in the real-time use case, but let's focus specifically on what it is and why it's a notable concept for Databricks users (and how WhereScape interacts with it).

Delta Live Tables is a framework provided by Databricks to **manage data pipelines with less coding and more automation**. It allows users to declare data transformations in SQL or Python in a way where the system understands the relationships between datasets. DLT then takes care of **automatically executing these transformations in the right order**, handling dependencies, retries, and optimizing the execution. It can operate in batch or streaming mode.

Key features of DLT include:

- **Declarative Pipeline Definition**: You define your data pipeline steps as a series of statements (for example, SQL queries that create tables/views). You might say "create live table CleanCustomers as select * from RawCustomers where IsValid = true". Notice you're not writing code to loop or handle errors – you're just declaring what the outcome should be.
- **Continuous or Triggered Execution**: You can set a pipeline to run continuously (streaming, as new data arrives) or on a schedule.
- **Built-in Monitoring and Quality**: DLT allows you to define **expectations** (data quality rules). For example, you can declare an expectation that a certain column should not be null, and DLT will track if that ever gets violated. It can even halt the pipeline or divert bad records to a quarantine if rules fail. Also, DLT pipelines have integrated monitoring; in Databricks UI, you get a nice visual of pipeline health, throughput, and any errors, which simplifies ops.

- **Automatic Materialization**: It handles the creation and updating of tables without the user writing MERGE or INSERT statements explicitly for incremental data. If upstream data changes, it updates downstream appropriately.
- **Integration with Unity Catalog**: DLT can write tables that register with Unity Catalog, thereby aligning with governance.

Now, how does WhereScape come into play here? WhereScape RED and other automation components can **generate the code or configuration for Delta Live Tables pipelines**. Instead of a developer writing 10 SQL statements to define a pipeline, a WhereScape template for, say, a common pattern (like CDC – change data capture – from Bronze to Silver to Gold) could produce those SQL statements given some metadata inputs. This accelerates setting up DLT pipelines.

Additionally, WhereScape could manage *multiple* DLT pipelines and coordinate them. For example, maybe you have one DLT pipeline for customer data and another for product data. WhereScape can ensure they both feed into a combined output or schedule them appropriately. It essentially acts as a **pipeline-of-pipelines manager** when DLT is one of the components it operates with.

Using DLT has benefits even if one is using WhereScape:

- It simplifies complex pipeline logic that might otherwise require custom job scheduling or state management. WhereScape can offload certain responsibilities to DLT (like incrementally updating a table as data arrives).
- It makes the pipeline more transparent in the Databricks UI (which can be good for operations teams to monitor).
- Because DLT is managed, Databricks optimizes it heavily – it can make sure resources are efficiently used across the pipeline.

Imagine a scenario: without DLT, a WhereScape automation might generate a series of notebooks or jobs (job A loads raw data, job B cleans it, job C aggregates it). The data team would then schedule these in order. This works, but with DLT, you could instead declare all steps in one pipeline; Databricks ensures A runs before B, B before C, etc., and you only manage one pipeline object. WhereScape could deploy that pipeline and handle the configuration (like setting the pipeline to continuous mode, etc.).

To give a concrete example: A financial company wants to process streaming transactions (Bronze) into a risk alert system (Gold) continuously. A DLT pipeline can be defined to read the stream, apply a risk scoring function, and output high-risk events. WhereScape would have automated the creation of the intermediate steps (maybe calling a Python function for scoring, joining with reference data, etc.), and once deployed, DLT keeps it running. The data engineers get to monitor it through Databricks' pipeline UI. If they need to change a logic, they could either update the WhereScape metadata (and redeploy) or tweak the SQL in DLT – either way, it's manageable and not a ground-up recoding.

Delta Live Tables, being a relatively new technology, shows Databricks' focus on **making data engineering as declarative as possible** – much like WhereScape's philosophy of abstracting the heavy lifting. It's a case where the platform and the automation tool are aligned in approach: both aim to reduce the amount of code a user writes by hand.

For an organization, adopting DLT with WhereScape could mean:

- Faster development of streaming pipelines.
- More robust pipelines (with built-in recovery and quality checks).
- Lower maintenance effort, since the platform auto-adjusts things like execution order and scaling.

In summary, **Delta Live Tables** is an innovation that, combined with WhereScape's automation, can super-charge an organization's ability to build and manage complex, continuous data workflows with minimal fuss. It exemplifies how Databricks and WhereScape together keep you on the cutting edge of data engineering best practices.

Benefits of WhereScape + Databricks for Different Stakeholders

For Data Engineers (and ETL Developers)

From a high-level perspective: Data Engineers are responsible for building and maintaining data pipelines. With traditional tools, they often spend a lot of time writing code, debugging errors, and managing pipeline runtimes. The WhereScape + Databricks integration significantly lightens this load.

Data Engineers can be 8-10 times more productive in implementing data pipelines (Accelerate Databricks Pipeline Deployment with Automation), because automation handles the repetitive aspects and the platform handles scaling and performance tuning.

Key benefits for Data Architects:

- **Dramatically Reduced Manual Coding:** WhereScape automates up to 95% of the hand-coding typically needed in data pipeline development (Accelerate Databricks Pipeline Deployment with Automation). Instead of writing lengthy SQL scripts or Spark code, engineers configure pipelines in WhereScape's interface. This means fewer typos, fewer logical errors, and faster development. Databricks complements this by executing the generated code efficiently on Spark. Engineers still have full flexibility to insert custom code when needed, but the mundane parts are handled.

- **Faster Deployment Cycles:** Because automation speeds up development and Databricks provides one-click or continuous deployment of pipelines, the time from development to production is shortened. Continuous integration/continuous deployment (CI/CD) practices are easier to implement when the code is standardized (thanks to WhereScape) and the environment is consistent (Databricks notebooks/jobs). Data Engineers can test and promote pipelines with confidence, knowing the automated code is consistent across dev, test, prod.

- **Enhanced Pipeline Reliability** Many headaches for data engineers come from pipelines failing at 3 AM due to edge cases or data issues. With WhereScape, many of those edge cases (like schema changes, null handling, etc.) can be anticipated via templates and best practices baked in. Databricks, with Delta Lake's ACID guarantees, means if something does fail halfway, data engineers can rely on transactional safety to not corrupt data. Overall, less firefighting and more building.

- **Ease of Using Advanced Features:**

Data Engineers often want to leverage new features (like Delta Live Tables, new Spark libraries, etc.) but may face a learning curve. WhereScape abstracts some of the complexity, allowing engineers to use these features without deep expertise. For example, an engineer might not be an expert in Spark streaming, but WhereScape can generate a streaming pipeline that runs on Databricks with Spark, effectively letting the engineer use streaming by configuration rather than coding from scratch. This extends their capabilities.

- **Collaboration and Version Control:**

WhereScape provides a centralized platform for designing pipelines. Combined with Databricks notebooks and version control (like Git integration), engineers can collaborate more easily. Everyone is using the same patterns and the same environment, reducing the "it works on my machine" syndrome. Also, documentation generated by WhereScape means new engineers can understand existing pipelines faster, since there's less tribal knowledge and more visible metadata.

- **Learning and Growth:**

By automating the grunt work, data engineers can focus on learning new technologies and techniques (like machine learning integration, performance tuning) rather than spending all day fixing broken pipelines. This can increase job satisfaction and career growth. Engineers are empowered to tackle more projects or more complex challenges because their productivity per project is higher.

To quantify one of the points: WhereScape with Databricks has been shown to result in 8x developer productivity gains in some scenarios (Accelerate Databricks Pipeline Deployment with Automation). This means what might have taken 8 days can be done in 1 day, or a team of one can accomplish what used to require a team of eight (in some context). For an engineer, that's liberating – it turns them from a bottleneck into an enabler.

For Data Architects (and Solution Architects)

From a high-level perspective: Data Architects are concerned with the overall design of the data ecosystem – choosing technologies, designing data models, ensuring scalability and compliance. The WhereScape + Databricks combo gives architects a robust framework to implement their vision without worrying that it will break under pressure or diverge from standards. It provides **architecture consistency, scalability, and future-proofing**.

Key benefits for Data Architects:

- **Design Once, Implement Consistently:**
  Architects can define patterns and templates in WhereScape that reflect the architecture standards (e.g., "this is how we do a Type 2 dimension" or "this is our Data Vault link load template"). Every pipeline built will then follow those patterns. This ensures consistency across projects, which is a major win – no more rogue SQL scripts that don't adhere to best practices. The architecture's principles (like medallion layering, data retention rules, naming conventions) can be enforced by the automation tool.

- **Scalability and Performance Built-in:**
  With Databricks as the execution engine, architects know that the solution will scale horizontally (add more clusters) or vertically (Photon engine for speed) as data grows. They can design for high volume and not worry that the ETL framework will choke. Delta Lake ensures performance doesn't degrade as data scales, because of features like indexing and data skipping. Therefore, architects can be confident their designs (e.g., a large central Data Vault or a company-wide Lakehouse) are feasible in practice. WhereScape's generated code is typically optimized and lean, which means it won't introduce performance anti-patterns.

- **Flexibility to Adapt:**
  Data Architects often need to incorporate new data sources or new requirements (like suddenly we need to integrate semi-structured data, or we need to accommodate a new business acquisition's data). The combination of a flexible platform (Databricks can handle structured, semi-structured, unstructured data on the same platform) and flexible automation (WhereScape can quickly extend the model and regen pipelines) means the architecture can adapt with minimal disruption. It's agile architecture – not a static blueprint that's hard to change.

- **Governance and Compliance Control:**

As discussed, Unity Catalog and WhereScape's metadata help on governance. For architects, this means they have oversight of the data landscape. They can answer "Where is personal data stored?" or "Are we compliant with data lineage requirements?" more easily. The architecture can be designed with governance in mind from day one. If industry regulations or internal policies change, the architecture can be adjusted (e.g., tag certain data as sensitive and Unity Catalog will enforce controls). WhereScape can propagate those changes across all pipelines efficiently.

- **Technology Consolidation:**

Architects often aim to reduce the number of disparate tools to simplify the landscape. By standardizing on Databricks as the unified platform and WhereScape as the automation layer, they cover a wide range of needs (ingestion, warehousing, streaming, analytics) without a patchwork of specialized tools. This not only simplifies the architecture but also reduces maintenance and licensing costs. It's a future-proof stance: because both Databricks and WhereScape are continuously evolving to incorporate new tech (like support for new cloud services, or integrating with open-source frameworks), the architecture can evolve without needing to bring in completely new products.

- **Faster Time to Architecture Realization:**

Usually, an architect might spend months planning an architecture and then hope the implementation team realizes it properly. With automation, the gap between design and implementation is narrower. Architects can even use WhereScape 3D (a design tool) to model the warehouse or vault and then push that design into development quickly. This means the actual system gets built sooner, and the architect can validate and refine the design in practice. It's a more iterative approach to architecture, supported by automation.

One more big benefit: **Agility without sacrificing standards**. Traditionally, there's a tension – do we stay agile (fast and loose) or do we enforce standards (slow but consistent)? WhereScape + Databricks gives a bit of both. You can be agile because automation speeds things up, but you still have standards because of templates and centralized control. For an architect, that's basically having cake and eating it too.

Also, architects looking at ROI will appreciate that integrating these tools has led to tangible returns. As noted, integrating WhereScape with Databricks can yield a **6X return on investment** by avoiding failures (due to reliability) and bridging skill gaps (automation making up for not having a big team of specialists (Accelerate Databricks Pipeline Deployment with Automation). That's an architecture-level benefit: it means the solution is economically justified and efficient.

For Business Decision Makers
(Executives & Managers)

From a high-level perspective: Business leaders might not be directly involved in data engineering, but they feel the effects. They fund data projects and expect results that drive business value, like improved reporting, faster insights, or new analytics capabilities (AI/ML) that give a competitive edge. The WhereScape + Databricks integration ultimately serves the business by **delivering insights faster, with greater reliability, and typically at lower cost/risk**.

Key benefits for Business Decision Makers:

- **Faster Time-to-Insight:**
When data infrastructure automation cuts development time from months to days, as in the earlier example (a 6-month project finished in 3 days), the business can start using those insights much sooner. This can translate to significant opportunities: for example, identifying a cost-saving measure or market trend months ahead of competitors. Speed in analytics can directly impact revenue or savings. In dynamic markets, being able to ask a new question and get an answer in days rather than weeks can guide strategy in near real-time.

- **Greater Adaptability:**
Business priorities change; perhaps due to a crisis, a new opportunity, or an external event, suddenly a new dashboard or data product is needed urgently. With the flexibility and agility of WhereScape + Databricks, the data team can adapt quickly. This means the business can pivot or iterate strategies supported by data, rather than flying blind or waiting too long for the data to catch up. Essentially, it enables a data-driven culture where data is not a bottleneck but an accelerator.

- **Improved Trust in Data:**
Decision-makers need to trust the reports and models they are given. If every time they question a number it turns out there was a data error, trust erodes and they may start sidelining the data in decision-making (defeating the point of investment in analytics). The robust governance, quality controls, and testing that the integrated solution offers means data is more likely to be accurate and traceable. Business users can ask “why do we see this number?” and data teams can quickly trace lineage and show it’s correct or find any issue. This transparency builds confidence. In Kevin Marshbank’s words (paraphrased from

our earlier reference), delivering results quickly and accurately **improves your partnership with the business** – they see value fast and see that their investment is worthwhile.

- **Return on Investment (ROI) and Cost Efficiency:**

Automation and efficient platforms contribute to better ROI. We've cited that some organizations see a 6X ROI by combining these tools (Accelerate Databricks Pipeline Deployment with Automation). For an executive, that's compelling: invest in this integrated solution and get a six-fold return through reduced failures (which can be very costly in terms of downtime or mistakes) and by making your scarce talent more productive. Additionally, productivity gains (8x for developers, etc.) mean either you achieve more with the same team or you achieve the same with a smaller/cheaper team – either way it's a cost benefit. There are also indirect savings: less technical debt to fix later, fewer emergencies, and less reliance on expensive external consultants because your in-house team is empowered.

- **Innovation Enablement:**

With the basics automated, data teams can devote time to advanced analytics and innovation. This could mean incorporating data science, AI, or new external data sources to create innovative solutions (like personalized customer experiences, or predictive maintenance). Databricks is an AI-friendly platform; if the data pipelines are handled by WhereScape, data scientists on Databricks can more easily plug into those pipelines to train models. Businesses can thus accelerate their AI projects. An executive who wants to see progress in machine learning or AI initiatives will benefit because the data foundation is strong and not consuming all the team's bandwidth.

- **Competitive Advantage:**

Ultimately, faster, better data translates to decisions that can outpace competitors. Whether it's optimizing supply chain by reacting to data faster, or tailoring marketing campaigns from real-time customer data, these capabilities can differentiate a business. The integrated solution is an enabler for these capabilities, which might otherwise be too slow to implement or too unreliable to count on.

One tangible real-world example: A global retailer using WhereScape + Databricks might find that they can integrate sales data, social media sentiment, and inventory in near-real time to adjust promotions daily. The business outcome could be a few percentage points increase in sales or margin due to better stock positioning and responsiveness to trends. Over a year, that might be millions of dollars, far outweighing the cost of the data infrastructure. This is hypothetical but illustrates how, beyond IT metrics, there are business KPIs that get a boost (revenue, cost savings, customer satisfaction) when data infrastructure is high-performing.

Soft benefits also matter: When the business sees IT deliver projects quickly (like a new data mart in a week) rather than typical long delays, it fosters a more positive, proactive relationship. Business stakeholders are more likely to involve data teams early in planning because they trust they can deliver. That synergy can lead to more successful projects and alignment between business strategy and IT execution.

To wrap this section up, each stakeholder sees value:

- Data Engineers: become **more productive and less burdened** by drudgery.
- Data Architects: achieve a **robust, scalable architecture implemented correctly** and quickly.
- Business Decision Makers: get **faster insights, more trustworthy data, and better ROI** from data investments.

This alignment of technical and business benefits is why the integration of WhereScape and Databricks is so powerful — it's not just a tech upgrade, it's an organizational performance upgrade.

Real-World Examples and ROI Benefits

To ground the discussion in reality, let's consider some real-world examples and results that organizations have achieved (or can expect to achieve) by integrating WhereScape automation with Databricks. We'll also look at the potential **return on investment (ROI)** and other quantifiable benefits that make this integration compelling from a financial perspective.

Example 1:

1

Rapid Data Warehouse Development – From Six Months to Three Days

A multinational company was struggling to build a new data warehouse to consolidate data from dozens of sources. Using conventional methods, progress was slow – after six months, the project was far from complete and business stakeholders were growing impatient. They introduced WhereScape into their process, leveraging its automation to design and load the data warehouse on Databricks. The result was astounding: what had languished for half a year was accomplished **in just three days**. The automated generation of tables and ETL code, combined with Databricks' ability to rapidly ingest and process the data, compressed the development timeline dramatically. This is not a one-off anecdote; it underscores a pattern seen with data warehouse automation – massive time savings and faster time to value. In tangible terms, that's an acceleration of over 98%. If we interpret that financially: six months of development might equate to, say, $300k of engineering effort; delivering in 3 days might cost under $10k. The sooner delivery also means benefits (from using the warehouse) are realized earlier, which has its own value.

Example 2:

2

Productivity Gains – "Assembly Line" Efficiency

An IT department in a financial services firm adopted WhereScape + Databricks to overhaul their data pipelines. They reported that their developers became about **8 times more productive** on average (Accelerate Databricks Pipeline Deployment with Automation). Tasks that used to take 8 hours took 1

hour; what once needed 8 people could be handled by 1 person, and so forth. This 8x productivity gain came from two main sources: elimination of hand-coding and reduction of rework/errors. This freed up the team to tackle a backlog of requests that had been pending. In one year, they delivered so many new reports and data sets that the business units were surprised at the sudden velocity. In terms of ROI, if the team's annual cost is $1M, delivering 8x output could be equated to $8M worth of work delivered – effectively a 7x return on the labor (this is a simplified way to look at it, but it indicates the scale of impact). One manager remarked that it was like moving from artisan crafting to an **assembly line for data projects**, echoing the analogy of automation transforming how work gets done.

Example 3:

3

Improved Data Quality and Trust – Reducing Errors and Delays

Consider a healthcare analytics provider that must integrate patient data from various hospital systems nightly for a next-day dashboard used by doctors. Before, their pipelines frequently broke because each source had its quirks, causing data quality issues and missing records. After implementing WhereScape on Databricks, they saw a huge drop in data errors. Automated data validation (via WhereScape) and Delta Lake's schema enforcement meant that 99% of issues were caught and handled within the pipeline, not left to be discovered by end users. Their dashboard delivery reliability went from ~85% on-time with frequent manual fixes, to >99% on-time with almost no human intervention. This led to an **increase in customer satisfaction** (the doctors and hospital admins were happier with the data service) and the company used this reliability as a selling point to win more contracts. The ROI here is indirect but powerful: fewer fire-drills for IT (saving time and overtime costs), no penalty clauses triggered for SLAs on data delivery, and higher retention of clients due to better quality service.

Example 4:

4

Agile Business Response – New Analytics in Days

A retailer with both brick-and-mortar and online presence needed to adapt rapidly during a sudden market shift (imagine something like a pandemic outbreak or a supply chain disruption). They needed new analytics: combining online orders, store footfall data, and supply chain data to re-route inventory and update forecasts daily instead of monthly. Using Databricks, they had the raw capability to process these data sources, but building the integration quickly was challenging. By using WhereScape, they modeled a new Data Vault to integrate these sources and produce daily metrics in less than a week. Executives started receiving updated KPIs daily, allowing them to react to the market shift almost in real-time, adjusting purchasing and distribution decisions. This agility likely saved them from stockouts in high-demand items and reduced overstock in

low-demand ones, potentially **saving millions** that would have been lost sales or excess inventory. The intangible benefit was confidence at the board level that the data team could meet urgent demands, reinforcing the value of investing in modern data infrastructure.

ROI and Cost-Benefit Summary:

Beyond specific examples, leaders often ask: "If we invest in these tools and integration, what do we get back?"

Based on various reports and case studies:

- Organizations can see **ROI multiples like 6x or higher** over a period (as cited earlier, a 6X return via failure avoidance and efficiency gains (Accelerate Databricks Pipeline Deployment with Automation). For every dollar spent on the WhereScape + Databricks solution, six dollars of value might be returned in terms of cost savings or additional revenue enabled.

- One study (from Nucleus Research) found that the Databricks Lakehouse platform by itself yielded a significant ROI (e.g., hundreds of percent) for customers by unifying their systems. When you add WhereScape, it accelerates realizing those benefits because it cuts down implementation time.

- **Reduction in Operating Costs:** Automation reduces the need for large teams or costly contractors to manage pipelines. It also can lower cloud costs by optimizing code (efficient code uses fewer compute resources) and by freeing up infrastructure sooner (if a job runs faster, the cluster can shut down sooner). Over a year, this can be substantial savings on cloud bills.

- **Opportunity Cost Reduction:** Perhaps one of the biggest benefits is avoiding the opportunity cost of slow data. If your competitor acts on data in one week and you take six weeks, that's five weeks of opportunity lost. By speeding up data delivery, the business can capitalize on opportunities that otherwise would slip by. While hard to quantify, in competitive markets this often means revenue that wouldn't exist otherwise.

- **Risk Mitigation:** Good data governance and reliable pipelines mean fewer chances of a catastrophic data error (like misreported financial data or a privacy breach). Avoiding one big data mistake (which could cost in fines, reputational damage, or stock price impact) could itself justify the investment in a robust integrated solution.

Real-World Success Snapshot:

One large bank that implemented an automated data vault on Databricks using WhereScape reported that their regulatory reporting, which used to take 2 weeks of scrambling at quarter-end, was done near-instantaneously since the data was always up-to-date and reconciled. This meant compliance reports that previously risked being late (with potential fines) were now routine. In a heavily regulated industry, that avoidance of risk (not getting fined, not having executives testify about data issues) is priceless.

To sum up, the union of WhereScape and Databricks is not just an IT improvement, but a business enabler.

Faster development, better quality, and smarter analytics translate to tangible ROI. Companies have turned months to days in delivery, multiplied their productivity, and achieved strong financial returns. These real outcomes validate the promise of the technology. As with any investment, results may vary by organization, but the consistent theme is that integrating automation with a cutting-edge data platform yields significant dividends.

Conclusion and Next Steps

In today's fast-paced, data-centric world, **automation and scalability are the twin pillars** of a successful data strategy. The integration of WhereScape and Databricks combines these pillars, offering a solution that automates the heavy lifting of data infrastructure while leveraging a powerful platform to scale and accelerate analytics. We began with a high-level introduction and progressively dived into how this combination addresses key challenges – from speeding up Data Vault 2.0 development and enforcing robust data governance, to enabling real-time insights on a unified Lakehouse architecture.

For both technical and business audiences, the message is clear: WhereScape + Databricks isn't just about doing the same things a bit faster – it enables doing things that were previously impractical or too slow to matter. Data teams can deliver more with less effort (and fewer errors), architects can implement ambitious designs with confidence, and business leaders get timely, trustworthy insights to drive decisions. It's a future-proof approach as well: built on open standards and adaptable templates, it will evolve as new technologies and needs arise, protecting your investment.

We've seen how:

- Automation through WhereScape slashes development time (projects delivered in days, 8x productivity gains) and provides consistency.
- Databricks' advanced capabilities (Delta Lake's reliability, Unity Catalog's governance, Medallion Architecture's design, Lakehouse's unification, DLT's automation) form a rock-solid foundation for any data initiative.
- The synergy of the two yields benefits greater than the sum of parts – evidenced by real-world success stories and ROI metrics.

If you're looking to **modernize your data infrastructure**, accelerate analytics projects, or simply alleviate the pain of slow and brittle data pipelines, the combination of WhereScape and Databricks should be high on your consideration list. It's an approach that aligns IT efficiency with business agility.

Next Steps:

The best way to truly grasp the potential is to see it in action with your own data and use cases. We encourage you to **take the next step by experiencing a live demo**. Witness how a data pipeline can be designed in minutes,

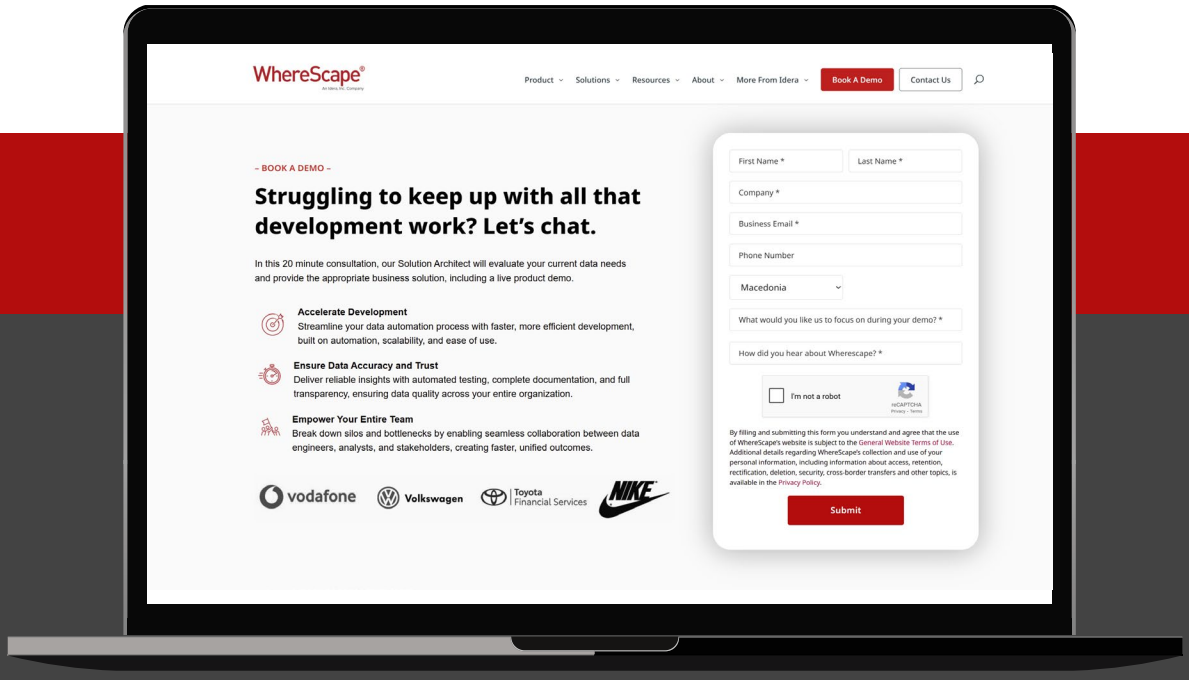

Book a live demo at wherescape.com/demo

Let our experts walk you through a personalized demonstration of WhereScape + Databricks.
See firsthand how automation and a unified data platform can transform your data operations.
Bring your questions, and envision how this integrated solution can fit into your organization's data strategy.

Invest a little time in a demo today, and you could be on the path to **saving countless hours** on your next data project and unlocking insights at speeds previously unattainable. The future of data infrastructure is here – automated, accelerated, and agile – and it's exemplified by the partnership of WhereScape and Databricks. Don't let your organization fall behind in the data race; take action now to empower your teams and drive innovation with a modern, efficient approach to data.

REFERENCES

1. Idera Inc. | About WhereScape Data Warehouse Automation
https://www.ideracorp.com/datatools/wherescape

2. Supercharging Data Integration: The WhereScape and Databricks Advantage | WhereScape
https://www.wherescape.com/blog/supercharging-data-integration-the-wherescape-and-databricks-advantage/

3. What is the Databricks Unified Data Analytics Platform? | Databricks
https://www.databricks.com/glossary/unified-data-analytics-platform

4. Speeding Up Data Operations: Accelerating Databricks Pipelines from Development to Production with WhereScape | WhereScape
https://www.wherescape.com/blog/speeding-up-data-operations-accelerating-databricks-pipelines-from-development-to-production-with-wherescape/

5. Understanding Data Vault 2.0 and How to Avoid Pitfalls During Implementation | WhereScape
https://www.wherescape.com/blog/understanding-data-vault-2-0-and-how-to-avoid-pitfalls-during-implementation/

6. Data Vault Express | Data Vault 2.0 Automation | WhereScape
https://www.wherescape.com/solutions/automation-software/data-vault-express/

7. Data Vault Automation | WhereScape
https://www.wherescape.com/solutions/project-types/data-vault-automation/

8. What is Unity Catalog? | Databricks Documentation
https://docs.databricks.com/aws/en/data-governance/unity-catalog.html

9. Data + AI Summit Key Takeaways and Innovations | WhereScape
https://www.wherescape.com/blog/data-ai-summit-2024-key-takeaways-and-innovations/

10. Databricks Pipelines Automation | Data Lakehouses - WhereScape
https://www.wherescape.com/solutions/automation-software/supported-platforms/automation-for-databricks/

11. What is a Data Lakehouse? | Databricks
https://www.databricks.com/glossary/data-lakehouse

12. Data Vault Automation - WhereScape
https://www.wherescape.com/solutions/project-types/data-vault-automation/

WhereScape®

25 YEARS OF DATA AUTOMATION

www.wherescape.com

Build Smarter, Faster, and Stronger Data Solutions

Copyright © 2025 WhereScape Inc.